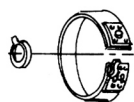
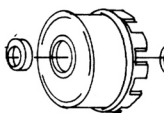


TURBO-HYDRAMATIC

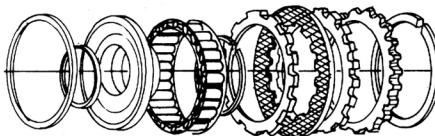


**2ND & 4TH
BAND**



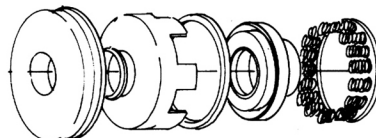
**REV. INPUT
DRUM**

B-1
REV. INPUT
BUSHING,
REAR



REV. INPUT CLUTCH

**OVERRUN
PISTON**

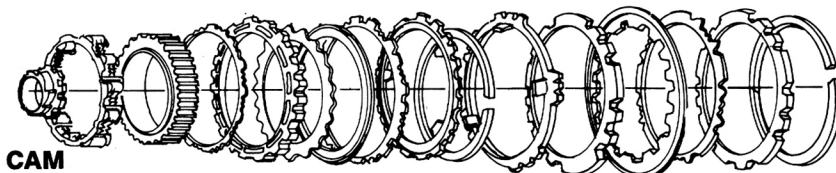
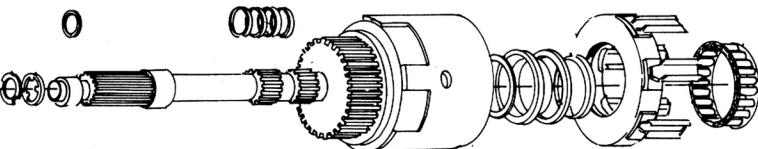


**FWD
CLUTCH
HOUSING**
**FWD
PISTON**

SPRING

**3RD & 4TH
CLUTCH APPLY
RING**

**TURBINE SHAFT &
INPUT CLUTCH
HOUSING**



ROLLER RACE **FWD CLUTCH**

3RD & 4TH CLUTCH

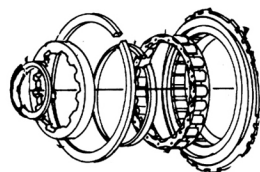
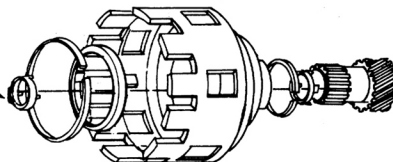

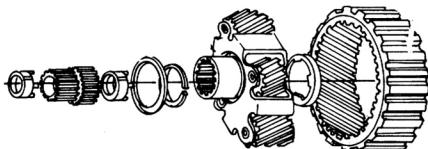
**REACTION CARRIER
BUSHING,
FRONT**

**REACTION CARRIER
BUSHING,
REAR**

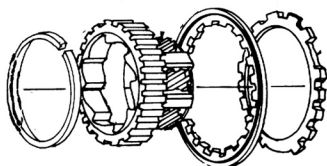
**REACTION
SHAFT**

REACTION SHELL

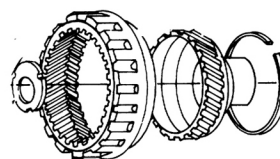
**INPUT
CARRIER** **INPUT
GEAR**



**LO & REV.
OVERRUN
CLUTCH**

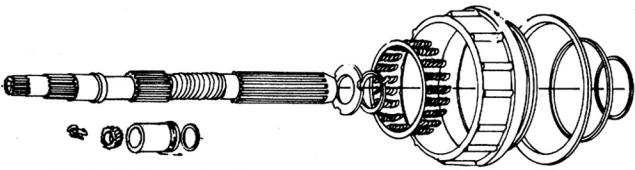


**CARRIER
REACTION** **LO & REV.
CLUTCH**



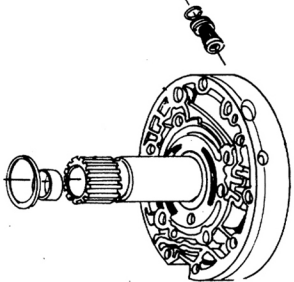
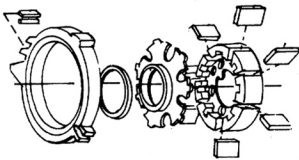
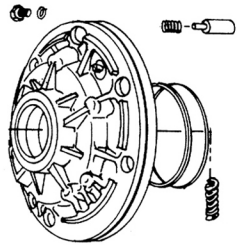
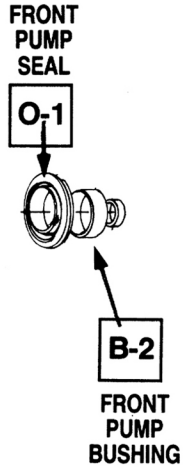
**REACTION GEAR
INTERMEDIATE**

700-R4



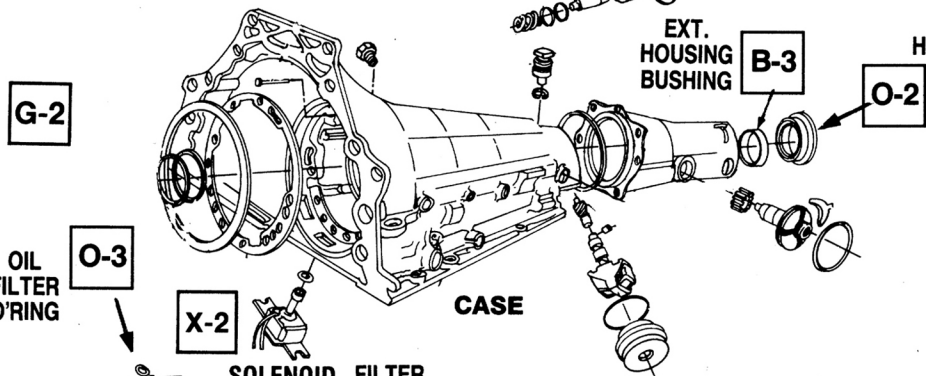
OUTPUT SHAFT

LO & REV.
CLUTCH
PISTON

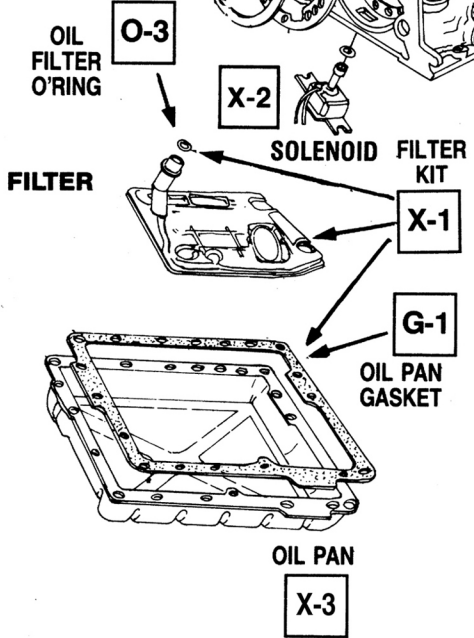


2ND APPLY SERVO

4TH APPLY SERVO

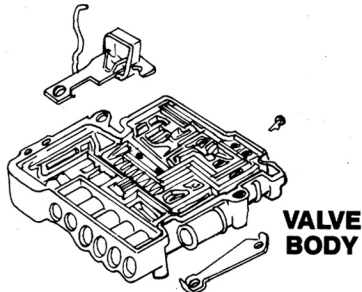


CASE

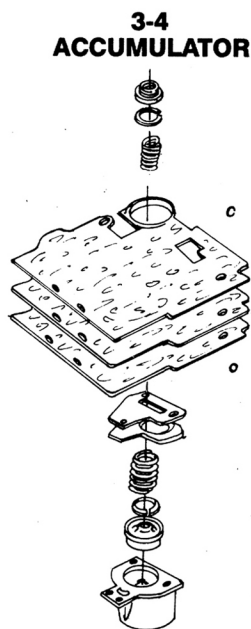


OIL PAN

X-3



VALVE
BODY



3-4
ACCUMULATOR

1-2 ACCUMULATOR